

CorkSport Front Motor Mount

1999-2003 Protégé and 2002-2003.5 Mazdaspeed Protégé



Thank you for purchasing the CorkSport Mazdaspeed Protégé and Protégé Front Motor Mount. Replacing your stock motor mount with the CorkSport motor mount will provide improved handling and road feel while maintaining a comfortable ride. Designed as a direct OEM replacement, the CorkSport Mazdaspeed Protégé Front Motor Mount will maintain OEM fitment while adding a large urethane thrust surface for added stiffness and improved responsiveness. We hope you enjoy your new parts! Please provide feedback at <http://www.corksport.com/corksport-mazdaspeed-protege-protege-front-motor-mount.html>

Pre-Installation Notes:



Make sure your vehicle is completely cooled down prior to starting installation. If you are going to work on your car within an hour or two of having driven it, use a fan to cool off the car.



These instructions were written for reference only and the use of a factory service manual is recommended. Please read these instructions thoroughly prior to starting installation



These installation instructions were written using a 2000 Protégé. Other year makes and models will be similar.

Materials and Time:



General Info.

Part #: 99p-6-128
Time Est: 0.5 hours
Wrench Rating: 2/5



Tooling List

17mm Socket
3/8" Drive Ratchet
Torque Wrench
Pry Bar




Parts List

One (1) CorkSport Front Engine Mount


Need Help With Your Installation?
Call (360) 260-CORK

Detailed Instructions

 These installation instructions were written using a 2000 Protégé. Other year makes and models will be similar.

1. Install the CorkSport Front Motor Mount

a) Use a floor jack and jack stands to gain access to the underside of the vehicle. Always make sure vehicle is properly supported before crawling or standing under vehicle.

 Always refer to the floor jack and jack stand manufacturers instructions as well as the factory owners manual for your vehicle to determine jacking points and support points. Alternately, use an automotive lift to gain access to the underside of the vehicle. Redundant support mechanisms are recommended.

b) Locate and remove the two 17mm nuts that hold the front motor mount to the subframe (shown circled in **Figure 1a**).




Figure 1a

c) Remove the 17mm nut holding the rear motor mount to motor and remove the factory engine mount (shown circled in **Figure 1b**).

d) In order to pull the factory bolt out of the motor mount and replace it with the CorkSport Motor Mount you will need to hold the motor up slightly. Place a pry bar under the position shown in **Figure 1b** with a red arrow. With very little pressure you should be able to pull the bolt out. Then remove the factory mount and replace it with the CorkSport Mount. Finally replace the bolt that was removed and release the pry bar.




Figure 1b

1. Install the CorkSport Front Motor Mount Continued...

- e) Replace the 17mm Nut removed in step 1c and torque the bolt to 54-66 ft.lbs (refer to **Figure 1b**).
- f) Replace the two 17mm bolts removed in step 1b and torque the bolt to 54-66 ft.lbs. (refer to **Figure 1a**).
- g) Take the car off jack stands and lower it back onto the ground.



This completes the installation of your CorkSport Rear Motor Mount. Check out our [knowledgebase](#) for additional install information.

What's Next:

[CorkSport Mazdaspeed Protégé Skid Tray](#)



Get solid protection against rocks and road debris and prevent damage to key components of your Protégé undercarriage with the CorkSport 2001-2003 Protégé Skid Plate. Made from 0.090" precision machined aluminum, the CorkSport Skid Plate will provide maximum protection while adding minimal weight to the body of your vehicle. This one-piece precision bent skid plate is angled for a tight fit and structural rigidity and is CAD designed to mount further back on the sub frame with extra attachment points so it won't snag or hang up on objects under your vehicle. <http://www.corksport.com/corksport-mazdaspeed-protege-and-protege-5-skid-tray.html>

[CorkSport Lightweight Lug Nut Set](#)

Transform your Mazdaspeed Protégé wheels with CorkSport Lightweight Extended Lug Nuts. Meticulously crafted from an extruded aluminum billet and Made from 7075 aluminum, CorkSport utilizes CNC machinery to ensure the highest grade of precision quality during production. The CorkSport brand lug nuts are 12mm x 1.5 pitch thread, ultra lightweight and come in a black finish with CS laser etched logo.

<http://www.corksport.com/corksport-lightweight-lug-nut-set.html>

