


# INSTALLATION INSTRUCTIONS



## **CORKSPORT MS3 LED Reverse Lights**

*2007-2013 Mazdaspeed 3*

**PART #: GEN-8-T20**

*Need Help With Your Installation? Call (360)260-CORK*



*We absolutely, positively,  
deliver - every time.*

**CORKSPORT.COM**



## **CORKSPORT MS3 LED Reverse Lights** 2007-2013 Mazdaspeed 3

### **PRODUCT DESCRIPTION:**

Update your Mazdaspeed 3 with current lighting technology using the CorkSport LED Reverse Light Kit. The T20 LED bulbs are a direct fit into both generations of the Mazdaspeed 3 so installation is a breeze. The LEDs are rated at 6500K which gives off a cool white color and is a great upgrade over the stock yellow looking incandescent bulbs.

### **MATERIALS & TIME:**

#### GENERAL INFO:



Time Est:  
30 min.



Difficulty:  
1/5



CEL:  
No



Warranty:  
2-Year

#### TOOLING LIST:

- Flat head screwdriver

#### PARTS LIST:

- Two (2) T20 LED Bulbs

### **PRE-INSTALLATION NOTES:**



These instructions were written for reference only and the use of a factory service manual is recommended.



How our instructions work: To best cover all of our customers experience levels, we have included a table of contents/order of operations along with step-by-step instructions.



These instructions were written using a 2013 Mazdaspeed 3. Other models will share the same procedure.

# **ORDER OF OPERATIONS & TABLE OF CONTENTS:**

---



## **TRIM AND FACTORY BULB REMOVAL**

**Section 1:** Remove the Trim Cover Panel

**Section 2:** Remove the Factory Bulb

**Pg. 4**

**Pg. 4**



## **CORKSPORT T20 LED BULB INSTALLATION**

**Section 3:** Installing the CorkSport T20 LED Bulb

**Section 4:** Reinstall the Socket and Trim Panel

**Pg. 5**

**Pg. 5**

## **DETAILED INSTRUCTIONS:**

### **1. Remove the Trim Cover Panel**


- a) **Open up the rear hatch** to access the trim panel that covers the reverse lights. **Figure 1a** shows 1<sup>st</sup> Gen MS3 and **Figure 1b** shows 2<sup>nd</sup> Gen MS3.
- b) **Remove the cover panel** on Gen 1 MS3 by pushing in on the tab seen in **Figure 1a** with your finger. For Gen 2, pry in the location circled in **Figure 1c** with a flat head screwdriver to gain access to the reverse light socket.



**Figure 1a**



**Figure 1b**




**Figure 1c**

### **2. Remove the Factory Bulb**

- a) After the trim panel has been removed, **twist the socket counter clockwise** to remove it from the lens as shown in **Figure 2a**.
- b) Now **remove the factory bulb** by holding the socket and **pulling on the bulb** in the direction seen in **Figure 2b**.



**Figure 2a**



**Figure 2b**

## DETAILED INSTRUCTIONS:

### 3. Installing the CorkSport T20 LED Bulb

a) Install the CS T20 LED bulb into the socket as seen in **Figure 3a**.



Make sure the LED bulb is fully seated into the socket. It should click into place and not wiggle.

**Figure 3a**



### 4. Reinstall the Socket and Trim Panel

a) Reinstall the socket into the lens and rotate clockwise to secure the socket in place as shown in **Figure 4a**.

b) Reinstall the trim cover panel.

c) Now repeating the steps above, install the other LED bulb on the opposite side.

**Figure 4a**



This completes the installation of your CorkSport MS3 LED Reverse Lights.  
Double check function prior to driving your car!  
Enjoy the modern LED look!

## WHAT'S NEXT?

### CorkSport Mazda Fog Lights

Add a functional modern style to your Mazda or Mazdaspeed with the CorkSport LED Fog Lighting Kit. The H11 Fog light bulbs are a direct fit for most Mazda models with standard fog lights. With an output similar to that of most HID light kits in the 6000k color range, the CorkSport LED Fog Light kit replaces the incandescent fog lights with the modern sleek look of white LED lights with a hint of blue.



### CorkSport Mazdaspeed Turbocharger

Experience a boost in performance with our drop-in Mazdaspeed turbocharger. It easily bolts in and replaces your undersized OEM turbo with NO mechanical modifications. The CorkSport turbo supports a range of 250-450 horsepower in your Mazdaspeed. If your Mazdaspeed 3 or Mazdaspeed 6 turbo is worn out or is smoking, you need our turbo. Add the power without the hassle today!



### CorkSport Mazdaspeed Camshafts

The CorkSport Mazdaspeed Performance Camshafts are developed with the latest design, manufacturing, and casting technologies and ground to CNC precision for the best performance for your Mazdaspeed. Near factory idling cams for the daily driver and even the aggressive track driver bringing improvement in throttle response and torque to your Mazdaspeed.

